




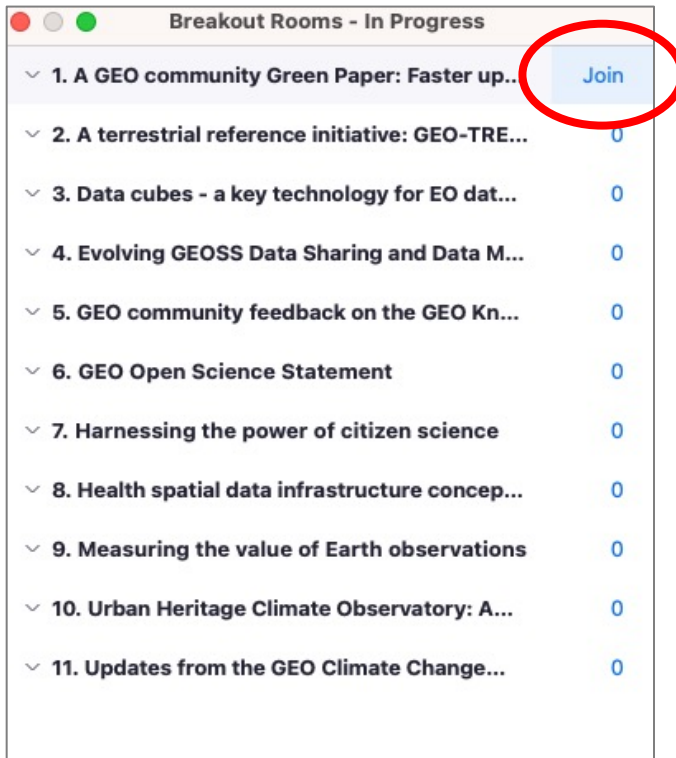


How to join a Spotlight Session?

Spotlight Sessions (18h00-18h30 CEST) [check other times zones here](#)

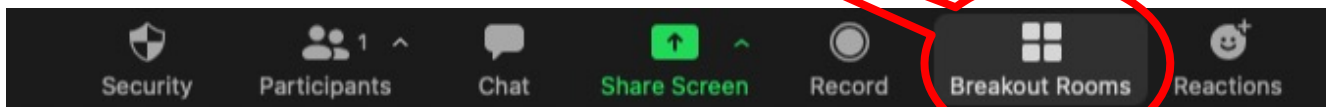
1. A GEO community Green Paper: Faster uptake of Earth observation	 Register/Join here
2. A terrestrial reference initiative for Earth observation of forest structure: GEO-TREES	 Register/Join here
3. Data cubes - a key technology for Earth observation data exploration	 Register/Join here
4. Evolving GEOSS Data Sharing and Data Management Principles: A view on implementation and benefits	 Register/Join here
5. GEO Work Programme community feedback on the GEO Knowledge Hub	 Register/Join here

Step 1: Click register/join here. With a simple registration, you have the meeting link.



Step 3: Put your cursor on the far end of the session title, find and click the Join button. Then you are in the session!

Step 2: When you are in the Zoom Meeting, Click the Breakout Room. The list of Spotlight Sessions will pop up.



If you are using a tablet or mobile phone, the Breakout Room button may appear on a different corner.

