

# Resources and Expenditure for the Period 1 January to 31 October 2006

This document presents a consolidated statement of resources and expenditures at 31 October 2006.

## 1 Resources

(See Table 1 and Figure 1)

Prior to, or at, GEO-II, Members announced contributions for a total amount of CHF 2,280,381 for the year 2006. At 31 October 2006, CHF 2,131,557 has been received in the Trust Fund. Additional contributions amounting to CHF 1,185,535 were pledged after GEO-II. Of these, CHF 925,844 has been received in the Trust Fund.

In addition, eight scientific experts have been seconded full-time to the Secretariat, and the WMO has put office space worth CHF 80,000 at the disposal of the GEO Secretariat as an in kind contribution. Furthermore, Germany hosted GEO-III which represents an in kind contribution of €105,030.

With an opening balance of CHF 1,134,591, resources in cash at 31 October 2006, including additional contributions amount to CHF 4,191,992. Included in the opening balance is an amount of CHF 95,662 earmarked (contributions of the US and Italy) for travel and per diem of participants from developing countries to GEO Meetings and Workshops.

## 2 Expenditure

(See Table 2 and Figure 2)

The current level of expenditure is CHF 1,779,766. It remains significantly below budget, which, at the end of the 3<sup>rd</sup> Quarter is about CHF 2,600,000. As already mentioned in previous reports and illustrated in the figures, this is due to the late initiation of programme activities.

Staff cost is at budget (Figure 2a). Staff mission travel, as well as Meetings and Workshops, are below budget, but the rate of spending is now at budget (Figure 2b and 2c).

Contractor costs are significantly below budget. It should be recognized that the need for contractors is growing with Tasks progress but can only be defined properly when activities are initiated.

### **3 Projections to end of year**

Current projections to end of year indicate a level of expenditure at CHF 2,400,000. When compared to the budget of CHF 3,487,692, a budget surplus of approximately CHF 1,100,000 is anticipated.

**TABLE 1**

**RESOURCES**  
**(without staff secondments)**

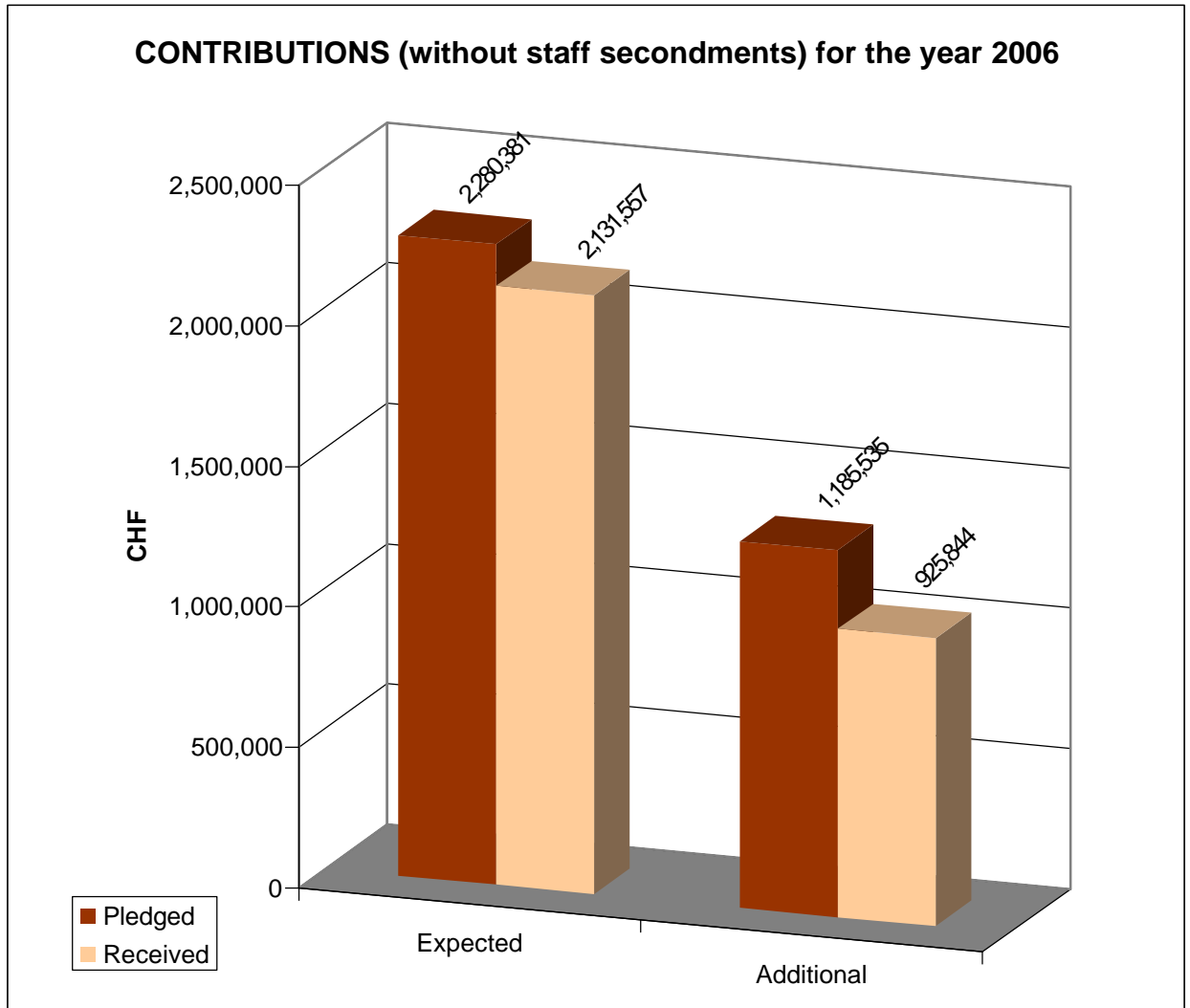
*(All figures in Swiss Francs)*

<b>Item</b>	<b>Expected Contributions pledged at GEO-II</b>	<b>Received in Trust Fund</b>	<b>Additional contributions pledged after GEO-II</b>	<b>Received in Trust Fund</b>	<b>Total Received</b>
Argentina (USD 14,000)	17,780	17,360			17,360
Australia			100,000	100,000	100,000
China (USD 80,000)			100,000	99,200	99,200
Denmark			10,000	10,109	10,109
European Union (€1.1 million)	1,705,000	1,720,379			1,720,379
Germany (€100,000)			159,000		
Italy (€100,000)	155,000				
Japan (¥40 million) <sup>1</sup>			454,545	454,545	454,545
Korea (USD 88,000)			108,240	108,240	108,240
South Africa (ZAR 750,000)	152,358	150,000			150,000
Sweden			100,000		
United Kingdom (£ 40,000)	91,493	90,068			90,068
United States (USD 125,000)	158,750	153,750			153,750
United States (USD 125,000)			153,750	153,750	153,750
<b>Total Contributions</b>	<b>2,280,381</b>	<b>2,131,557</b>	<b>1,185,535</b>	<b>925,844</b>	<b>3,057,401</b>
Opening balance <sup>2</sup>					1,134,591
<b>Total Resources</b>					<b>4,191,992</b>

<sup>1</sup> This amount Includes funds (TBD) for an Asian-Pacific regional event on GEO/GEOSS Outreach.

<sup>2</sup> Includes CHF 95,662 earmarked by Italy and the USA for travel of participants from developing countries.

**Figure 1**

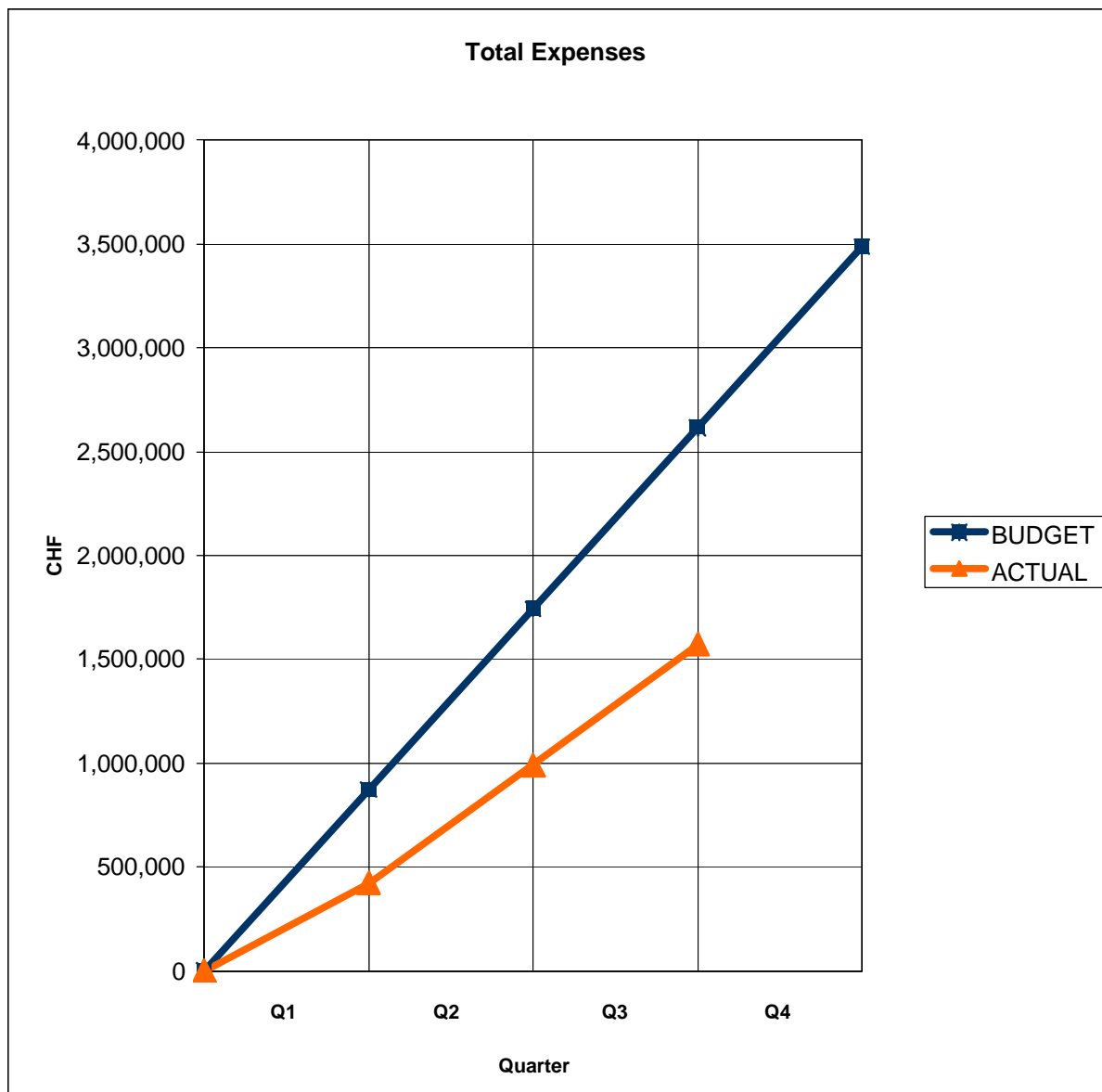


**TABLE 2**  
**EXPENDITURE**  
**AT 31 OCTOBER 2006**

*(All figures in Swiss Francs)*

Item	Current (31 Oct. 2006)	Projected at year-end	Budget
Staff costs (excluding secondments)	947,331	1,139,997	1,299,500
Staff Mission Travel	303,812	340,203	476,500
Executive Committee and Plenary Meetings <sup>3</sup>	9,217	64,351	25,080
Production Services	46,180	66,180	335,900
Telecommunications	30,000	70,000	94,130
Equipment and premises (excluding in-kind contributions)	8,300	48,400	97,790
Incidental Expenses	15,000	24,000	28,293
Representation activities	2,286	7,286	10,000
Programme costs:			
<i>Contractors - salaries</i>	<i>120,342</i>	<i>156,425</i>	<i>442,000</i>
<i>Meetings and Workshops<sup>3</sup></i>	<i>208,532</i>	<i>215,665</i>	<i>450,000</i>
Total Programme costs	328,874	372,090	892,000
WMO Service costs	41,250	245,000	165,000
WMO Service costs (2005 complement)	47,516	47,516	
Travel Participants from Dev. Countries <sup>3</sup>			63,500
<b>Total</b>	<b>1,779,766</b>	<b>2,425,023</b>	<b>3,487,693</b>

<sup>3</sup> Of the CHF 95,662 earmarked to cover the travel and per diem of participants of developing countries to Meetings and Workshops, CHF 56,956 has been spent to date. A further CHF 30,000 is anticipated to the end of year to cover participation in Workshops and the GEO-III Plenary.



**Figure 2**

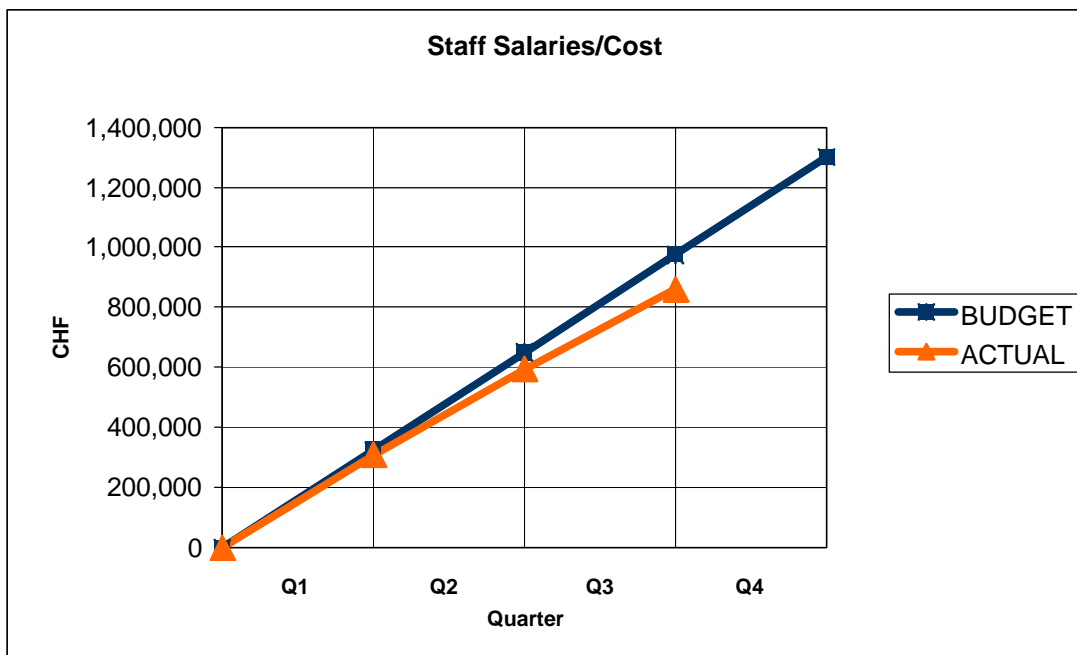


Figure 2a

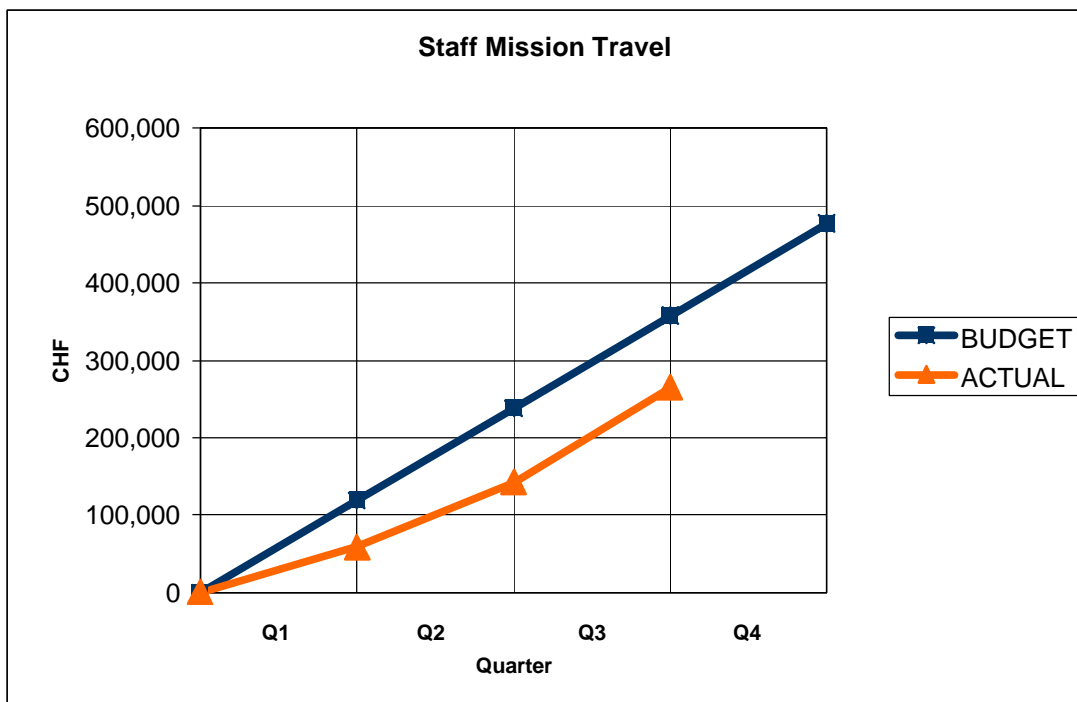


Figure 2b

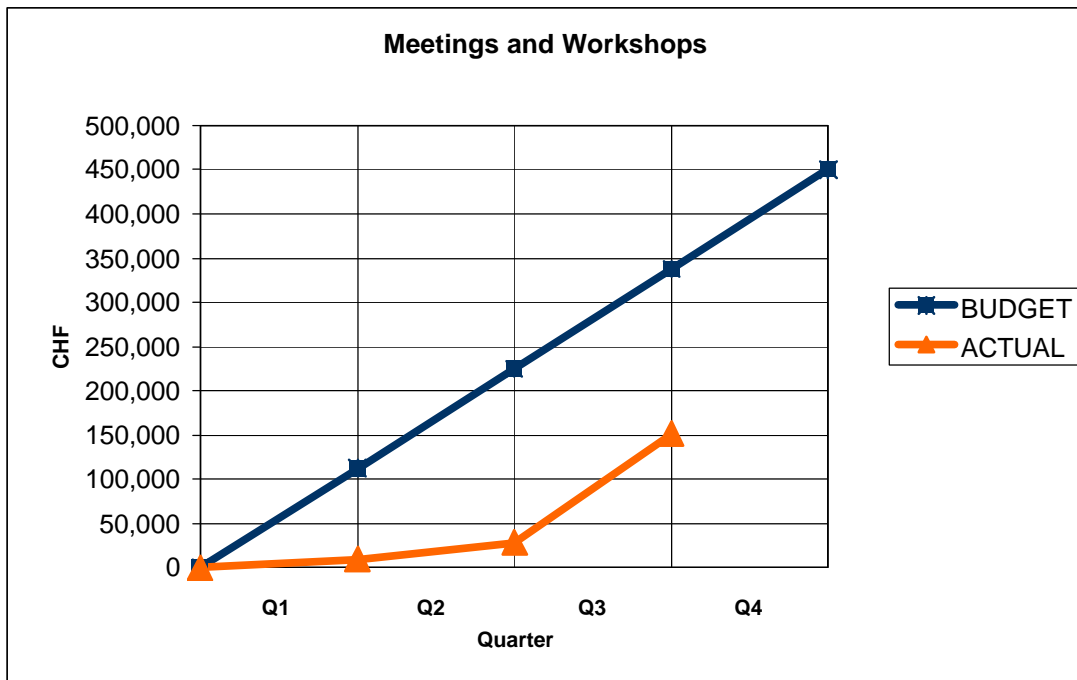


Figure 2c

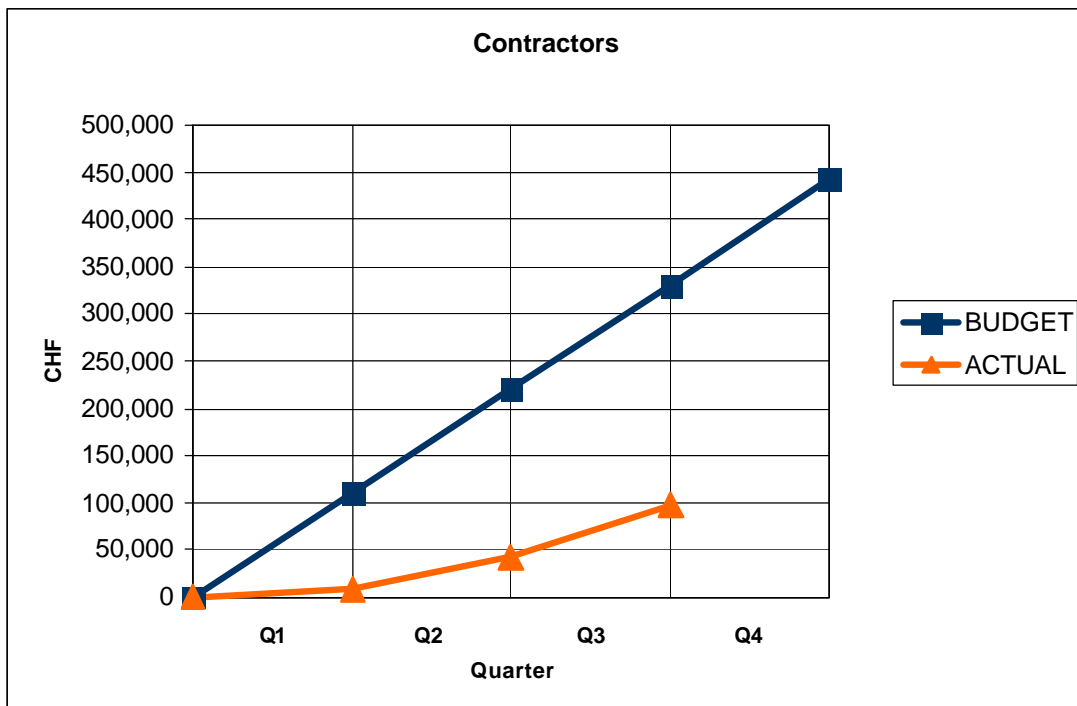


Figure 2d